

# Equipe Classic Racing

## Drivers briefing

### Silverstone Historic – 7/8 June 2025

Dave Scott – Senior Clerk of the Course

Andrew Rowe – Clerk of the Course (Syd Segel Trophy and Equipe MG Cup)

Bob Banthorpe – Clerk of the Course (Equipe GTS and Equipe Libre)

Terry Scannell – Clerk of the Course (Monoposto and Sports 2000)

Ian Denyer – Clerk of the Course (Mini 7)

Nigel Tanser – Clerk of the Course (Operations)

Stewart Croucher – Assistant Clerk of the Course

# New rules for 2025

- The Motorsport UK National Competition Rules (NCR) have been introduced to modernise and improve accessibility.
- The rules represent a format overhaul with minimal material amendments to existing regulations.
- The NCR replaces the former Blue Book format.
- The latest version of the NCR can be downloaded from:
- <https://www.motorsportuk.org/resource-centre/>



# General

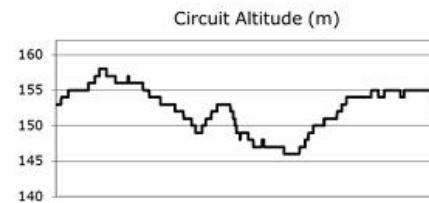
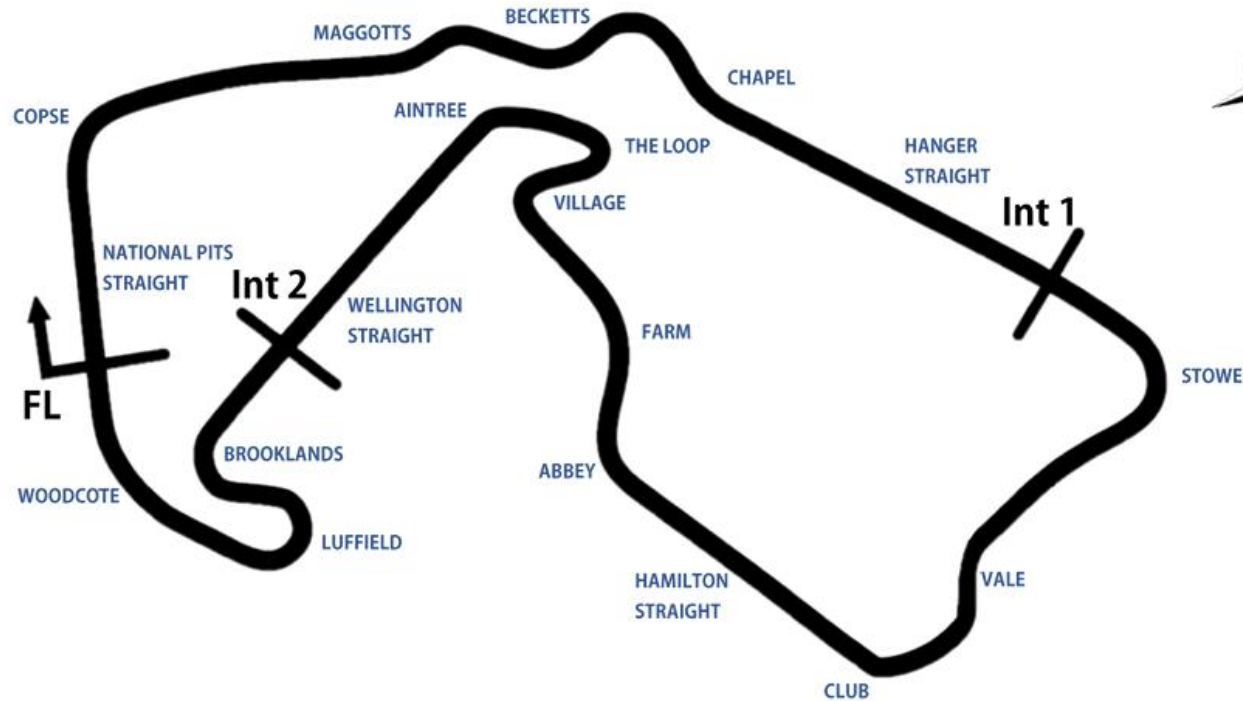
- Please remember to read the Final Instructions and any other instructions for your series or championship
- Please attend the mandatory in-person drivers briefing at the event
- Please be ready and listen to announcements in the paddock

# Track Layout



## Silverstone GP Circuit

Silverstone, Towcester, Northamptonshire, UK



Length	3.6393 miles   5.857 km   5857.0 m		
FL		52.07872 N	1.01711 W
Int 1	2033m	52.06559 N	1.01486 W
Int 2	4857m	52.07603 N	1.01669 W
Pit Entry	5805m	52.07859 N	1.01758 W
Pit Exit	305m after FL	52.07880 N	1.01268 W
Pit Entry - Pit Exit	336m, 24.2s @ 50kph, 20.1s @ 60kph		

Results & Live Timing available at – [www.tsl-timing.com](http://www.tsl-timing.com)

Updated - 24/01/2024 09:44



# Qualifying

- Please be ready twenty minutes before your session in the assembly area
- All cars will be noise tested prior to their first session on the circuit
- Cars will be released as directed by marshals onto the circuit
- Each driver MUST get three timed laps completed
- If we have to RED flag in qualifying we will need you to return to the PIT LANE
- End of the track session, please complete a slowing down lap, exit the circuit at the pit entry and proceed to parc ferme

# Pit Lane exit



Please observe the blend line when exiting the pit lane

Observe speed limit until after you pass the pit exit lane



# Pit lane entry



# Yellow light panel / Flag:

- Danger
- No overtaking
- MUST BE OBSERVED
- NOT SEEING IS NO EXCUSE
- PENALTY possible DISQUALIFICATION
- Flashing Yellow light panel – extreme danger, circuit partially blocked, be prepared to stop
- No overtaking until after the Green signal at the next post





# Red light panel / Flag:

- Stop racing
- No overtaking
- Qualifying: Return to Pit Lane
- Race: Return to the rear of grid and await Marshal / Official Instructions
- Or as directed by Marshals



# Signaling area

On the start-line the following flags may be shown



The Black and White, the Black and Orange and Drive Through board will also be displayed with a car number – please obey this instruction if shown for you car.



# Race (rolling start) (Equipe Sports Prototype, Equipe 70s)

- From the assembly area, the 1 minute and 30 second boards will be shown
- The green flag will be shown in the assembly area and cars will be released onto the circuit behind the Lead Car
- During green flag laps, practice starts and excessive weaving are specifically forbidden
- If you stall or spin off and fall behind all other competing cars, you must remain behind those cars and start the race from the rear of the grid
- Towards the end of the lap the Lead Car will slow the field and competitors should form up in their grid formation
- The red start lights will be switched on once the Lead Car has left the circuit (and entered the pit lane) and will be extinguished to signify the start of the race
- Competitors must hold their grid position in formation until the start of the race signal is given
- Once the Lead Car has left the circuit the pace must be maintained by the lead vehicle until the race starts

# Race (standing start) (Equipe GTS, Equipe Libre, Syd Segal Trophy, Equipe MG Cup)

- Car will be released from the assembly area onto the circuit to take their grid positions
- Once cars are in position a 1 minute and 30 second board will be shown
- The green flag will be shown and cars will proceed around the track
- During green flag laps, practice starts and excessive weaving are specifically forbidden
- If you stall or spin off and fall behind all other competing cars, you must remain behind those cars and start the race from the rear of the grid
- The pole car will set the green flag pace and unnecessarily slow green flag laps may result in the race duration being reduced
- A 5 second board will be shown once all cars are in position on the grid
- The red lights will be displayed, at some time between 2-7secs the red lights will switch off – signalling the start of the race
- In the case of starting lights failure, the Union flag will be used instead. No team personnel are allowed on the pit wall for the start of the race

# Pit stops

- A compulsory pit stop between 15 and 30 minutes from the start of the race will be applied to all the following races:
  - Syd Segal Trophy (Saturday only)
  - Equipe GTS (Saturday only)
  - Equipe Libre with Sports Racing Cars
  - Equipe 70s (Sunday only)
  - Equipe Sports Prototype (Sunday only)
- During the compulsory pit stop the car but must remain stationary for 45 seconds (all races except the Equipe Sports Prototype which shall be 3 minutes). This applies to single drivers and drivers sharing a car with a second driver.
- The pit in to pit out time at 60kph is 20.1 seconds.



# Track limits

NCR Ch.12 App.7 Art. 1.6

Drivers must use the track at all times and may not leave the track without a justifiable reason. For the avoidance of doubt:

- (a) The white lines defining the track edges are considered to be part of the track.
- (b) A driver will be judged to have left the track if any part of the contact patch of the tyre goes beyond either the outer edge of any kerb or the white line where there is no kerb.

Track limits will be monitored and penalties issued for exceeding track limits for qualifying and race sessions



**ACCEPTABLE**




**NOT ACCEPTABLE**

# Safety Car


- When you see the Safety Car (SC) boards & flags you should slow down progressively, cease racing and no overtaking. while at the same time closing the gaps. The aim is for the leader and all cars to be bunched together at around a 5 car gap to each other.
- The leader, on seeing the flags & boards should try to open a gap to the car in front so that, when it joins the track, the Safety Car can do so safely.
- During a Safety Car you can't pass other cars and should keep up with the cars in front of you. Don't leave big gaps. AT the end of a Safety Car period you can't overtake another car until you pass the Green Flag AT THE CONTROL LINE. Once the lights on the Safety Car are extinguished there must be no sudden acceleration/deceleration or 'zig-zagging'.
- In certain circumstances the Safety Car (with its lights on) may drive through the pit lane with the competing cars following behind it (for instance if there is an incident on the start / finish straight).

# FLASHING **YELLOW** LIGHT SAFETY CAR DEPLOYED



SLOW DOWN AND NO  
OVERTAKING

# SAFETY CAR IN



## RESTART

NO OVERTAKING BEFORE THE FINISH LINE

# Safety on Track

- If you need help on track please try to stop in a SAFE place near a marshals post
- If the car is in a safe place, get out of the car and over the barrier and to a place of safety
- If you remain in the car give the thumbs up to marshals if you are okay



# Driving standards

- Remember this is a **NON CONTACT** sport
- You need to be aware of all other cars around you at all times
- Make sure the overtake can be completed without contact
- Contact is expensive and potentially dangerous
- Reported incidents will be investigated and judicial action may be taken
- You may **Only Change Direction Once** in front of the pursuing car, that is to say you can only move left or right in front of the car, not both.
- **Pushing or Squeezing** competitors off the track is strictly forbidden i.e. reducing the available track width to less than a car's width.

# Enjoy

- Remember to enjoy the experience
- If you have any questions during the day please contact one of your co-ordinators or get in touch with Race Control